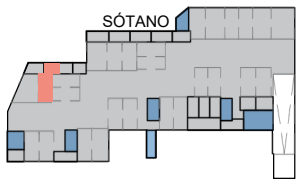
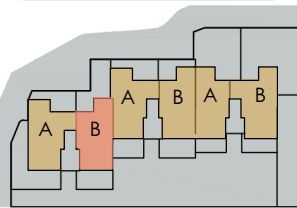


NOTA: Las superficies y dimensiones de este plano pueden ser sometidas a modificaciones durante la obra, no teniendo valor contractual.

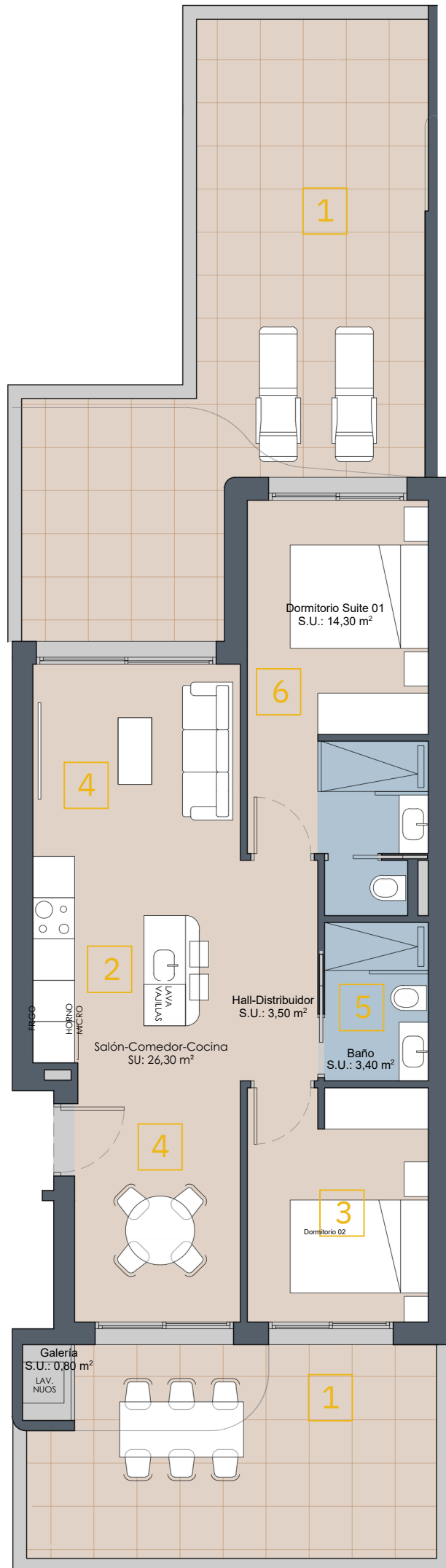
PLANO RESERVA B1 PB-B

	BLOQUE 1		BLOQUE 2		BLOQUE 3	
	SOLARIM	SOLARIM SOLARIM	SOLARIM SOLARIM	SOLARIM SOLARIM	SOLARIM	SOLARIM
P3	6.312 A	6.312 B	6.312 A	6.312 B	6.312 A	6.312 B
P2	6.311 A	6.311 B	6.311 A	6.311 B	6.311 A	6.311 B
P1	6.310 A	6.310 B	6.310 A	6.310 B	6.310 A	6.310 B
PB	6.309 A	6.309 B	6.309 A	6.309 B	6.309 A	6.309 B
P-1	6.308 A	6.308 B	6.308 A	6.308 B	6.308 A	6.308 B



Vivienda/ Housing.....85,10 m²
 Terraza/ Terrace.....49,60 m²
 m² Trastero/Storage N° 18

1. Terraza / Terrace
2. Cocina / Kitchen
3. Dormitorio 2 / Bedroom 2
4. Salón / Living room
5. Baño 1 / Bathroom 1
6. Dormitorio 1 / Bedroom 1



0,6 3 4 5

